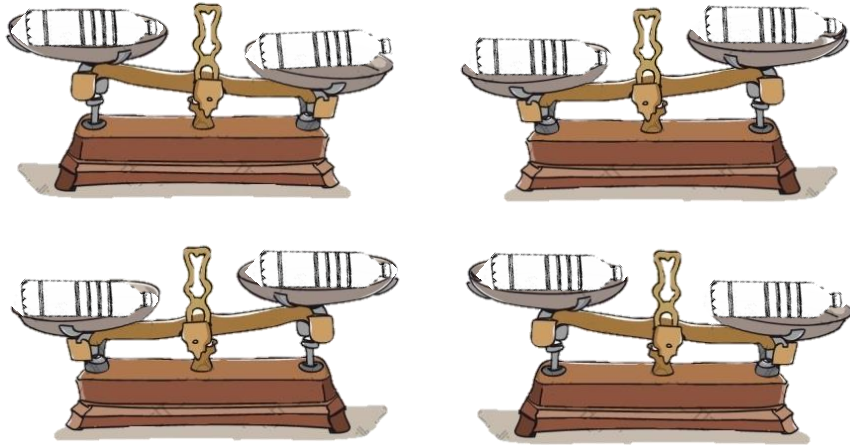


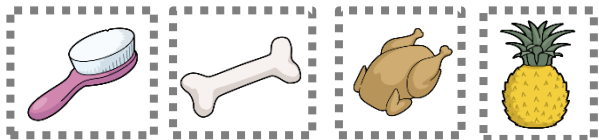
1 Colorie les bouteilles de la bonne couleur.









2 Colle les images au bon endroit.



- 1 - L'ananas est plus lourd que l'os.  
2 - La brosse est plus légère que le poulet.




1 Quand c'est possible, entoure l'objet le plus léger en vert.




2 Entoure les objets qui ont la même masse en orange.

3 Colle les images au bon endroit.

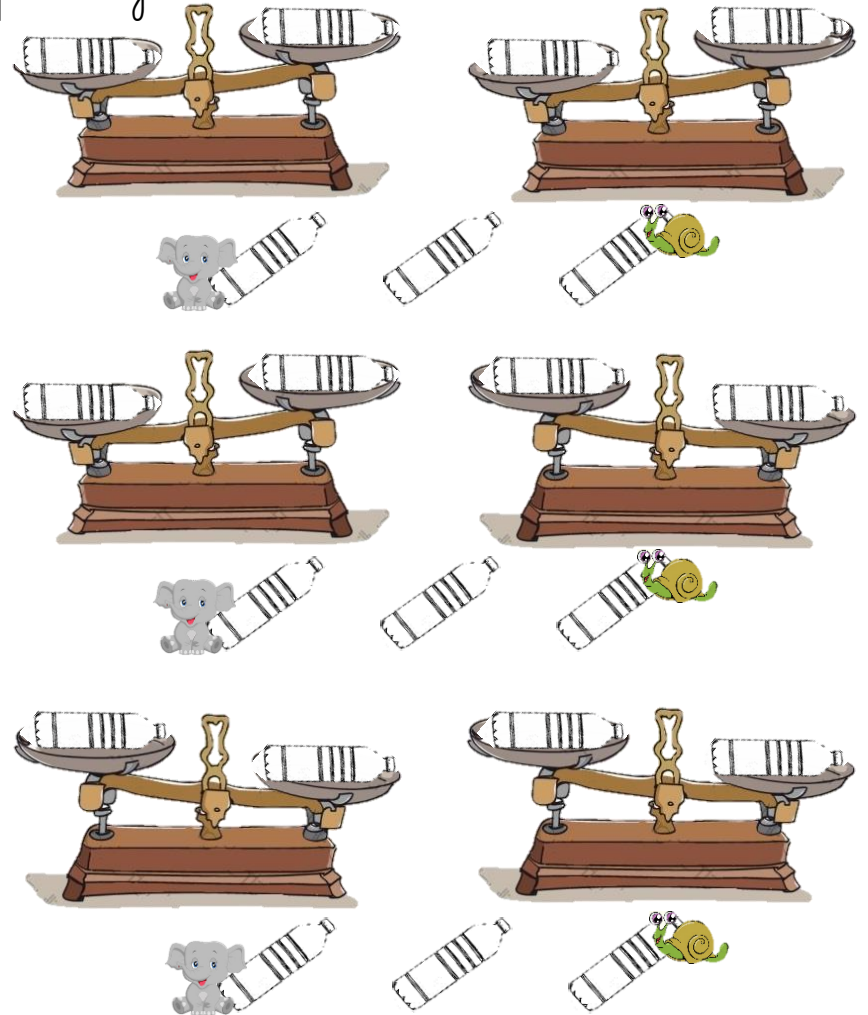


- 1 - L'ananas est plus léger que l'os.
- 2 - La brosse est plus lourde que le poulet.
- 3 - la fusée est plus lourde que le yaourt.
- 4 - le fer est plus léger que le casque.
- 5 - la guitare est plus légère que l'escargot.







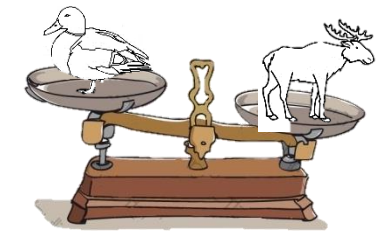







Ordonner des masses

1 Reproduis les 2 pesées, puis remets les bouteilles dans l'ordre de la plus lourde à la plus légère.



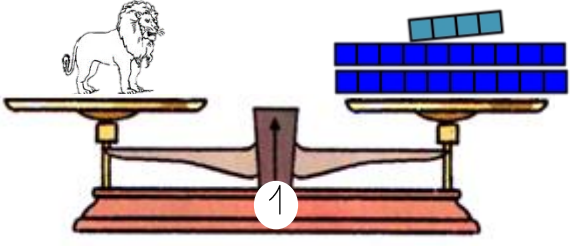
### Ordonner des masses

2 Range les animaux dans l'ordre, du plus lourd au plus léger.

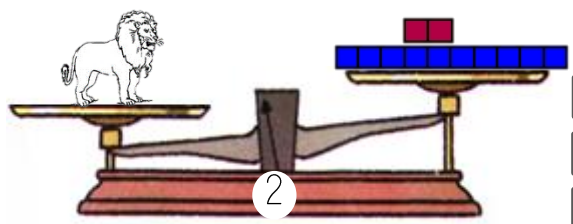


Donner la mesure des masses

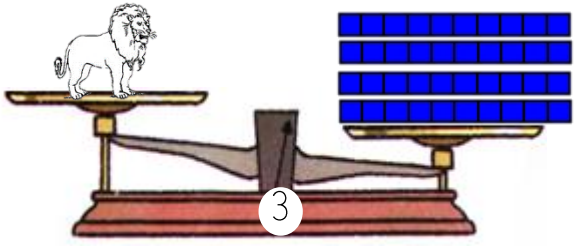
1 Coche la bonne réponse. Le lion pèse :



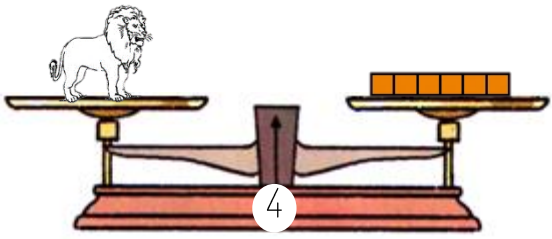
- 24 cubes
- + de 24 cubes
- de 24 cubes



- 12 cubes
- + de 12 cubes
- de 12 cubes



- 40 cubes
- + de 40 cubes
- de 40 cubes

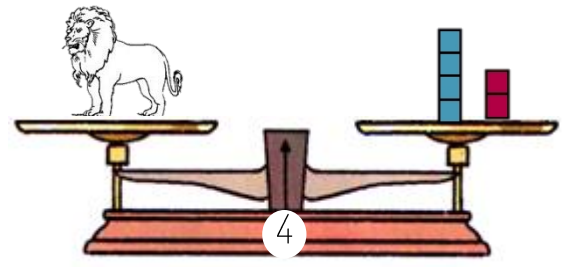

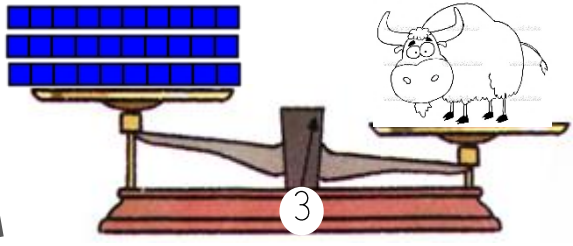
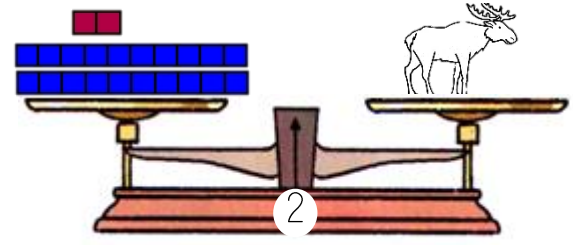
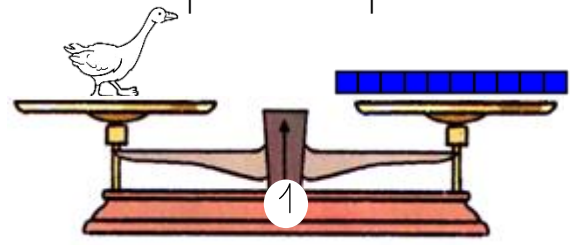


- 6 cubes
- + de 6 cubes
- de 6 cubes

Donner la mesure des masses

2 Indique la masse des animaux quand c'est possible. N'oublie pas d'indiquer l'unité.

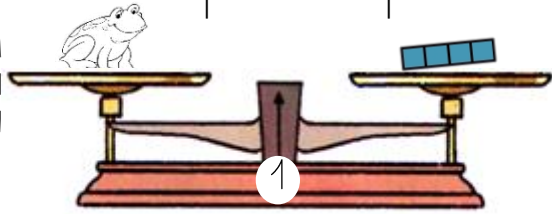
CUBES

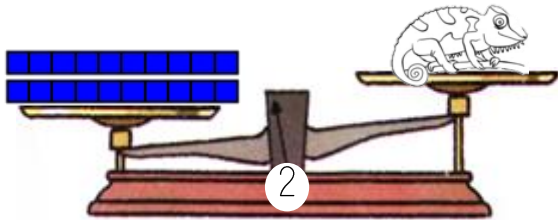


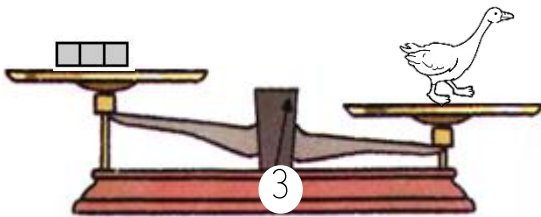
Donner la mesure des masses

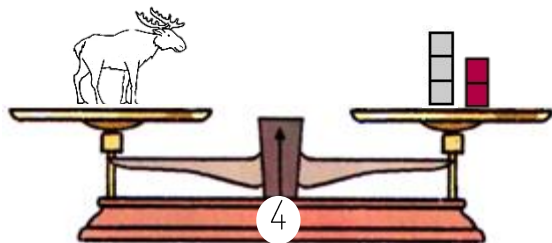
3 Indique la masse des animaux quand c'est possible.  
N'oublie pas d'indiquer l'unité.

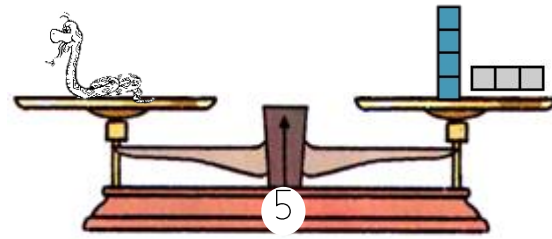
CUBES

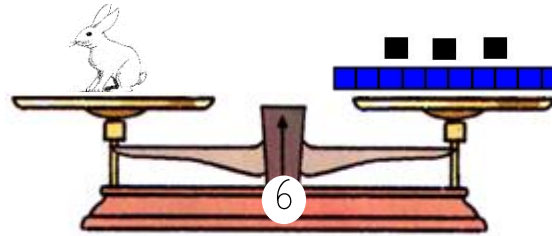


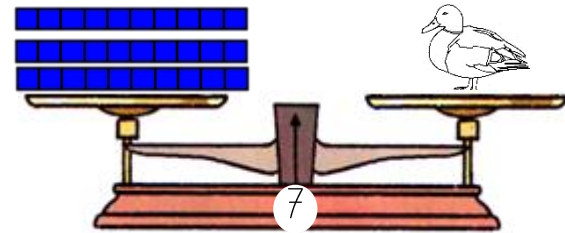



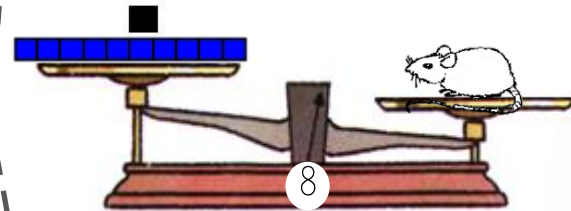



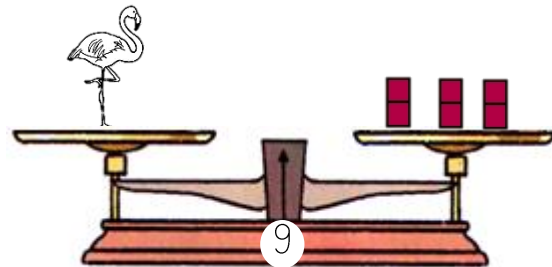



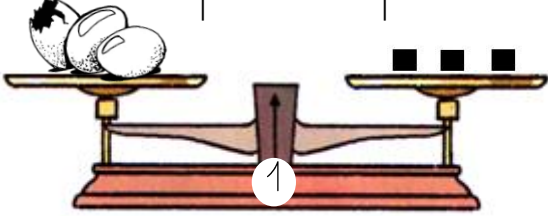



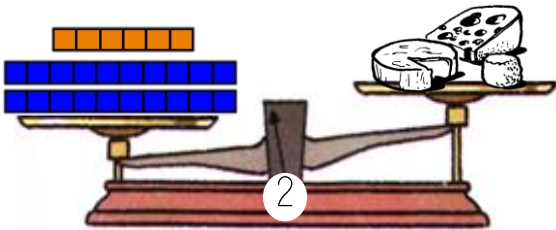



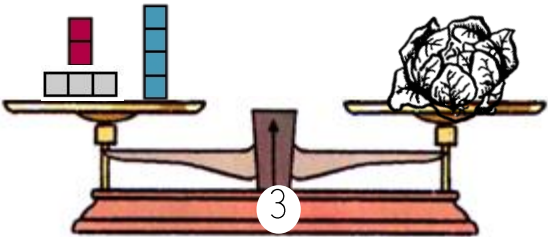

Donner la mesure des masses

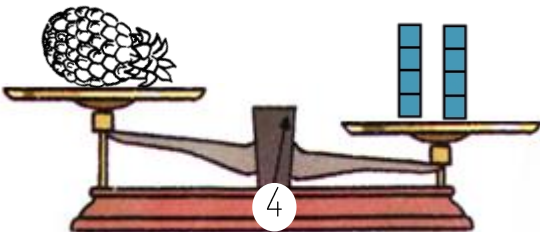
3 Indique la masse des aliments quand c'est possible.  
N'oublie pas d'indiquer l'unité.

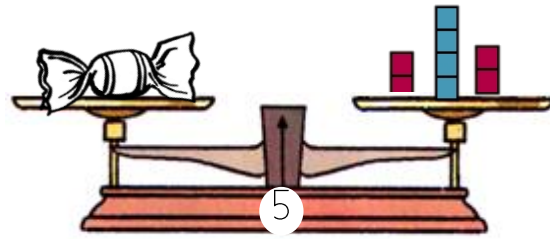
CUBES

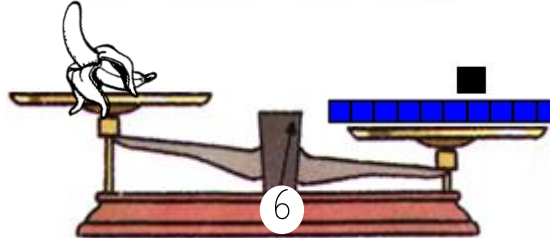


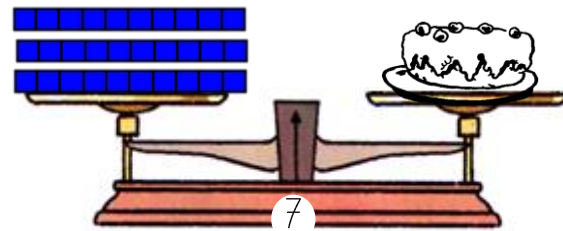



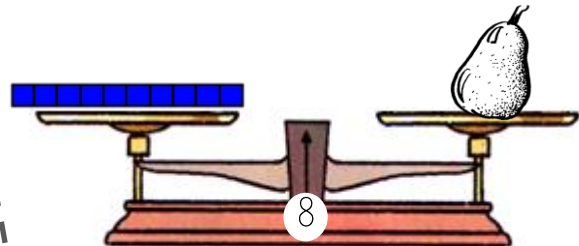



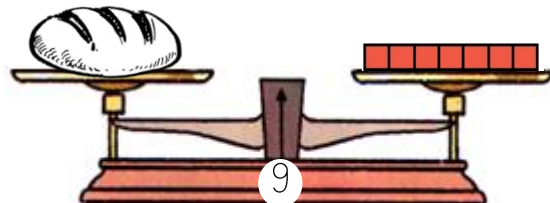








Donner la mesure des masses

3 Ecris les poids utilisés et donne la masse totale de chaque bouteille. N'oublie pas d'indiquer l'unité.

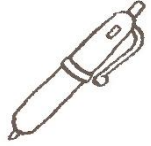
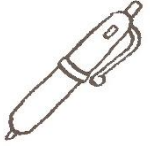
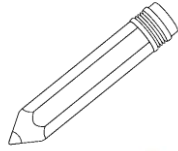
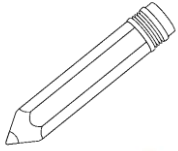
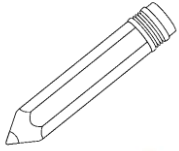





Donner la mesure des masses

4 Choisis des objets dans la classe et pèse-les. N'oublie pas d'indiquer l'unité.







Donner la mesure des masses

3 Donne le poids total de chaque animal.  
N'oublie pas d'indiquer l'unité.

